

## Wall Fixing

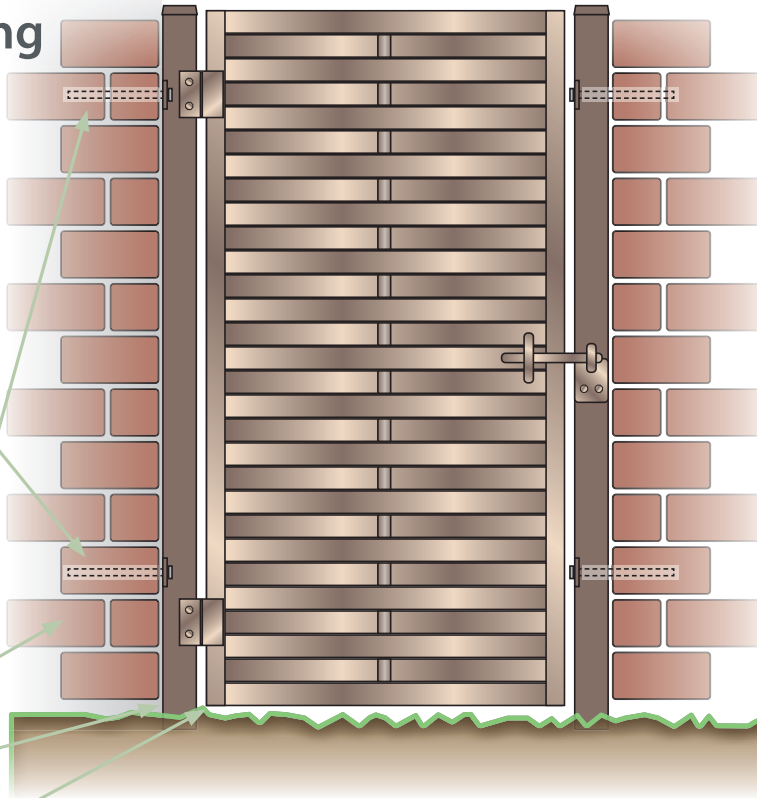
Posts are supplied approximately 35mm longer than the gate height to allow for below the gate clearance

Insert fixings through post brackets to attach post to the wall using threaded rods and resin or anchor bolts

Wall / Masonry

Post sits at ground level

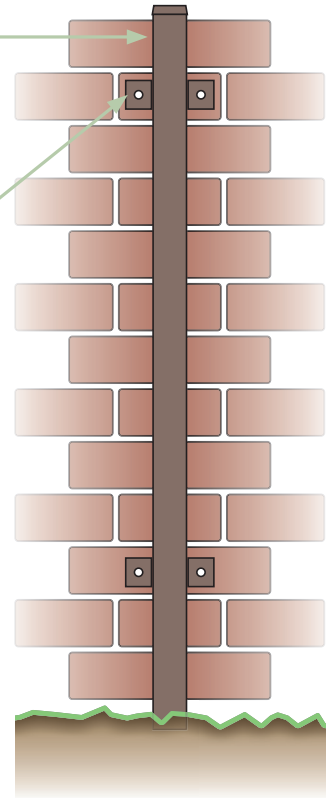
35mm ground clearance



Gate post

Pre-drilled brackets attached to the posts

Ensure the wall is sound before fixing a gate post to it.

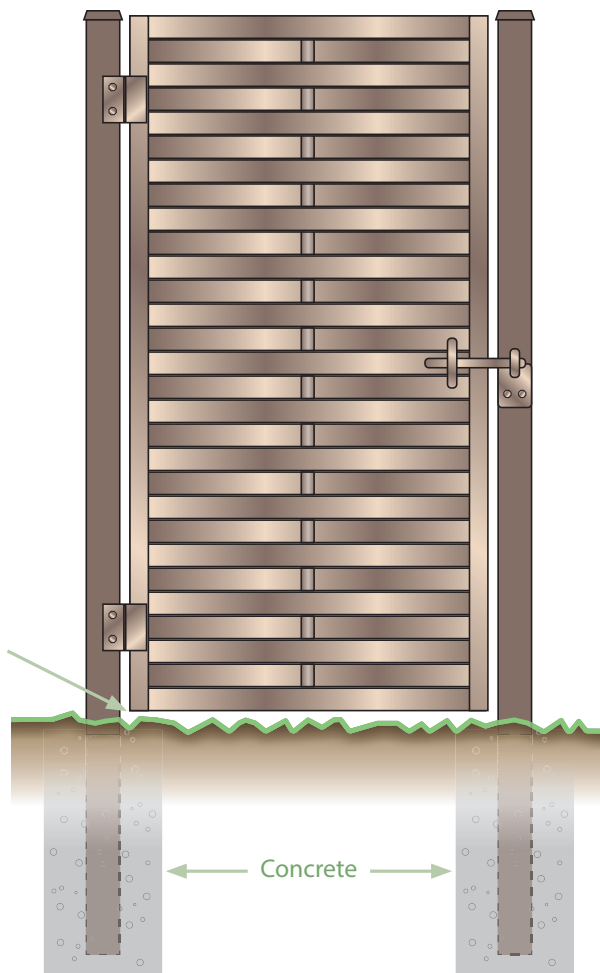


Use expanding (anchor) bolts or preferably M10 threaded bar and nuts glued into the wall with chemical resin (we use Rkem II) ensure threaded bar is at least 100mm into the wall.

## Ground Fixing

Posts are supplied approximately 800mm longer than the gate height

Approximately 35mm ground clearance recommended



Concrete

Posts extend approximately 765mm below ground and concreted into position